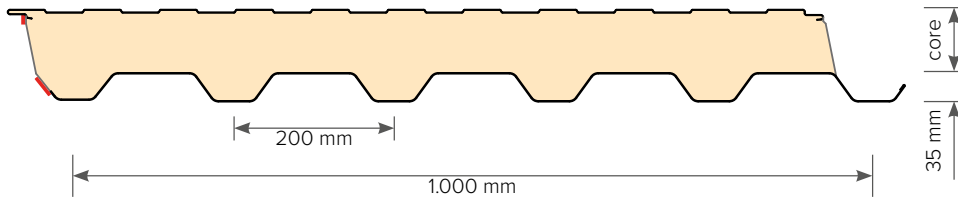
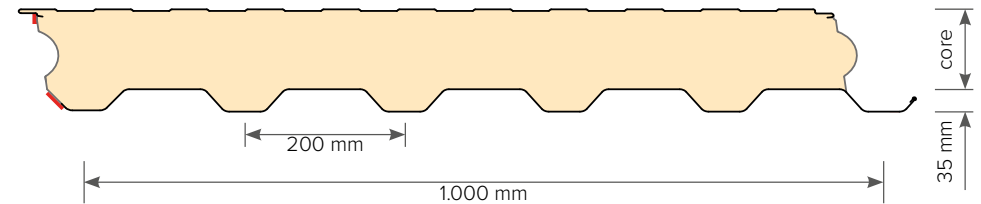


CHARACTERISTICS

- ▶ Less than 4 degrees roof slope
- ▶ New construction and renovation
- ▶ From core thickness of 100mm with a so called 'hol-en-dol' joining
- ▶ Directly suitable for applying a waterproof membrane

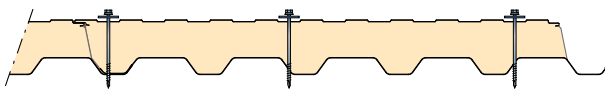


cross section (regular joining)

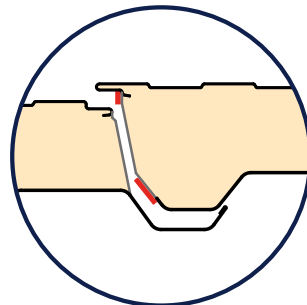


cross section (hol-en-dol joining)

ASSEMBLY PROPOSAL

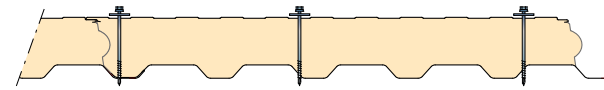


screw pattern

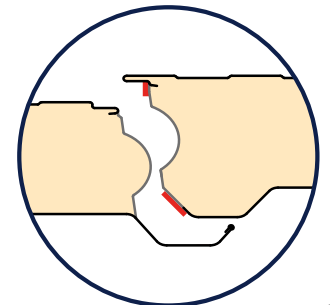


assembly detail

ASSEMBLY PROPOSAL



screw pattern



assembly detail